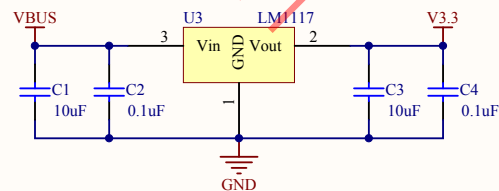
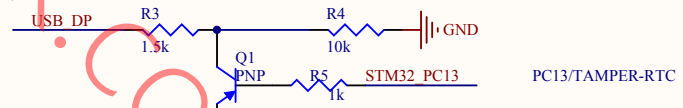
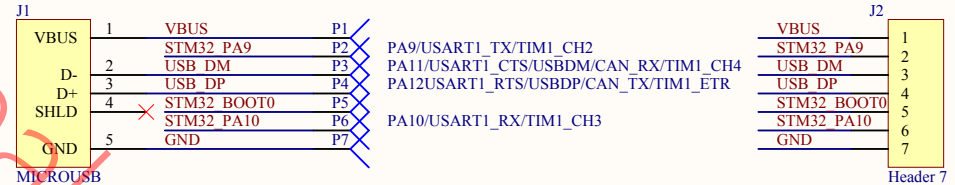
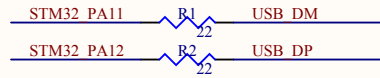
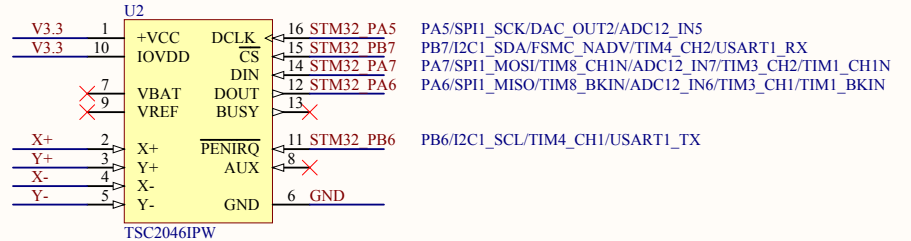
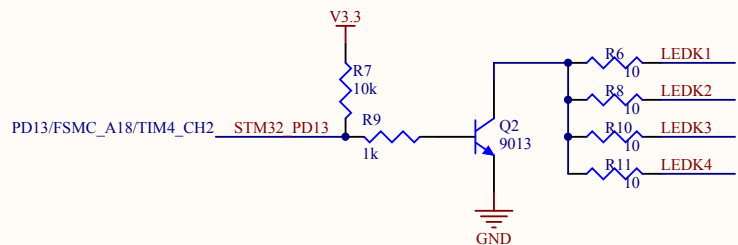
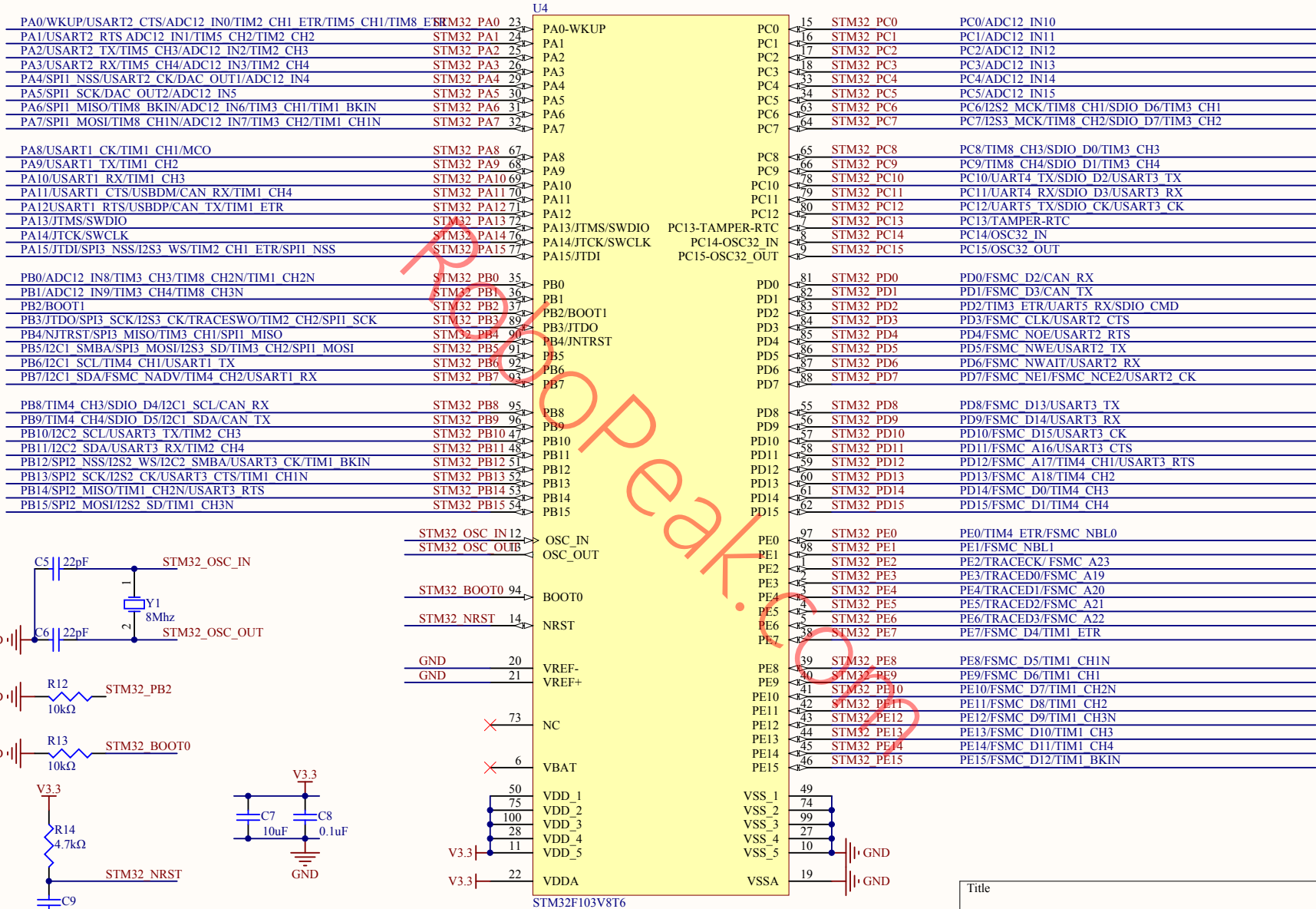


UI	Pin	STM32 Pin	Function
DB0	1	STM32 PD14	PD14/FSMC_D0/TIM4_CH3
DB1	2	STM32 PD15	PD15/FSMC_D1/TIM4_CH4
DB2	3	STM32 PD0	PD0/FSMC_D2/CAN_RX
DB3	4	STM32 PD1	PD1/FSMC_D3/CAN_TX
GND1	5	GND	
VCC1	6	V3.3	
/CS	7	STM32 PD7	PD7/FSMC_NE1/FSMC_NCE2/USART2_CK
RS	8	STM32 PD11	PD11/FSMC_A16/USART3_CTS
/WR	9	STM32 PD5	PD5/FSMC_NWE/USART2_TX
/RD	10	STM32 PD4	PD4/FSMC_NOE/USART2_RTS
IMO	11	GND	
X+	12	X+	
Y+	13	Y+	
X-	14	X-	
Y-	15	Y-	
V3.3	16	V3.3	
LEDA	17	LEDK1	
LEDK1	18	LEDK2	
LEDK2	19	LEDK3	
LEDK3	20	LEDK4	
LEDK4	21	GND	
IM3	22	STM32 PE7	PE7/FSMC_D4/TIM1_ETR
DB4	23	STM32 PE11	PE11/FSMC_D8/TIM1_CH2
DB8	24	STM32 PE12	PE12/FSMC_D9/TIM1_CH3N
DB9	25	STM32 PE13	PE13/FSMC_D10/TIM1_CH3
DB10	26	STM32 PE14	PE14/FSMC_D11/TIM1_CH4
DB11	27	STM32 PE15	PE15/FSMC_D12/TIM1_BKIN
DB12	28	STM32 PD8	PD8/FSMC_D13/USART3_TX
DB13	29	STM32 PD9	PD9/FSMC_D14/USART3_RX
DB14	30	STM32 PD10	PD10/FSMC_D15/USART3_CK
DB15	31	STM32 PE1	PE1/FSMC_NBL1
/RESET	32	V3.3	
VCI	33	V3.3	
VCC2	34	GND	
GND	35	STM32 PE8	PE8/FSMC_D5/TIM1_CH1N
DB5	36	STM32 PE9	PE9/FSMC_D6/TIM1_CH1
DB6	37	STM32 PE10	PE10/FSMC_D7/TIM1_CH2N
DB7			

SPC_S95129



Title		
Size	Number	Revision
A4		
Date:	2013/10/6	Sheet of
File:	D:\10_robopack\U.med.SchDoc	Drawn By:



Title		
Size	Number	Revision
A4		
Date:	2013/10/6	Sheet of
File:	D:\10_robpeak\stm32.SchDoc	Drawn By: